




## Long Island Woodturner's Association Newsletter

May 16, 2020

### Hollow Turning from the Bottom Up

Henry Zipperlin



*LIWA is a chapter of the American Association of Woodturners. Our purpose is to foster a wider interest and appreciation of woodturning on Long Island and in the Metropolitan area. We generally meet on the third Saturday of each month from 9:00 AM until Noon at the Old Bethpage Village Restoration, Bethpage, L.I. See listing below for 2019 scheduled meetings:*



**Upcoming Meeting Schedule for 2020.** All meetings run from 8:00 am to 12 noon

Jun 20 (Virtual Meeting with Trent Bosch - see notes below)

July and August Dates TBD

Sept 12

Sept 26 (yes, instead of Oct)

Nov 28

Dec 19

**Club Officers**

Chair of the Board: Ken Deaner

President Les Hoffman (516) 431-2280

Vice President Barry Saltsberg (516) 349-1914

Secretary/Newsletter Barry Dutchen (516) 443-5342

Treasurer Joe DeMaio (516) 766-5189

**Members at Large**

Steve Fulgoni

Jodi Gingold

John Kowalchuk

Jim Maloney

Paul Permakoff

Pete Richichi

Thanks to photographer Bob Fentress and to Bob Lee for their screen shots.





### **Summary of Meeting**

We streamed our meeting and demo via Zoom to approximately 30 participants. Our June meeting details are still awaiting OBR's decision regarding opening.

An anonymous donor has gifted almost \$1million to 5 craft schools including Arrowmont and Peters Valley to fund salaries for about 400 teachers

We just received word that OBVR will NOT open in June, therefore our 6/20 meeting will be an online demonstration by Trent Bosch. Details, including a link will be sent out prior to the meeting. Also, there will be NO Show and Tell

### **Treasurer's Report**

No report

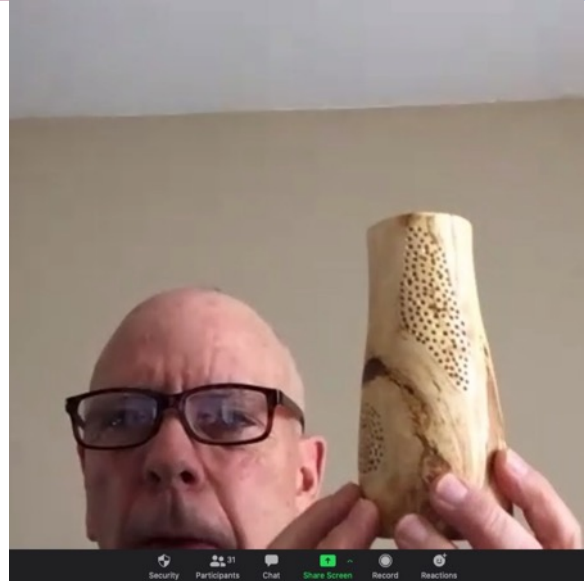
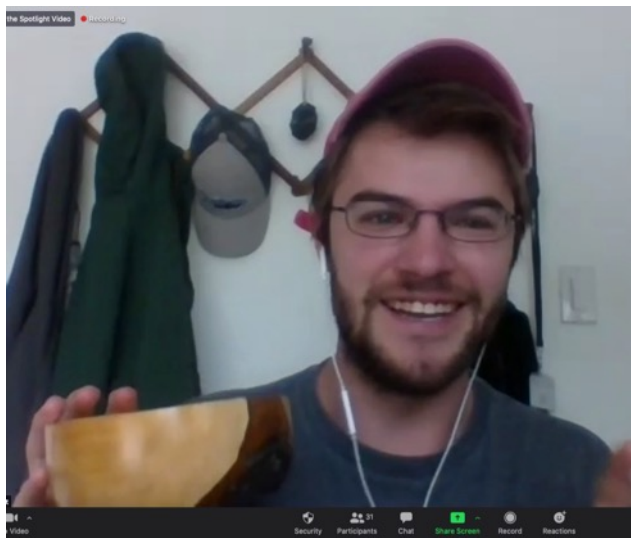
### **Good and Welfare:**

We are glad to hear that Bob Urso is back home and doing well. We all wish him a speedy recovery. Also, he and Pam are very busy shipping tools and supplies during the pandemic.





Show-and-Tell















## Main Event

### Henry Zipperlin

#### Hollowed and Turned Maple Section from Bottom Up

Henry first turned a maple piece into a general shape with a tenon at each end, then formed a vase shape. He mentioned that it was important not to make it too thin or it will break from the torque of the lathe.



The bottom tenon gets removed and trimmed to provide access for hollowing (and later it is reattached).

Henry used a long bore (extension) attached to a 2" forstner bit to hollow out the piece 4.5". He attached a one-way bowl steady rest to provide additional support as he finished hollowing with an EZ wood tool with the square end. He then re-attached the tenon.



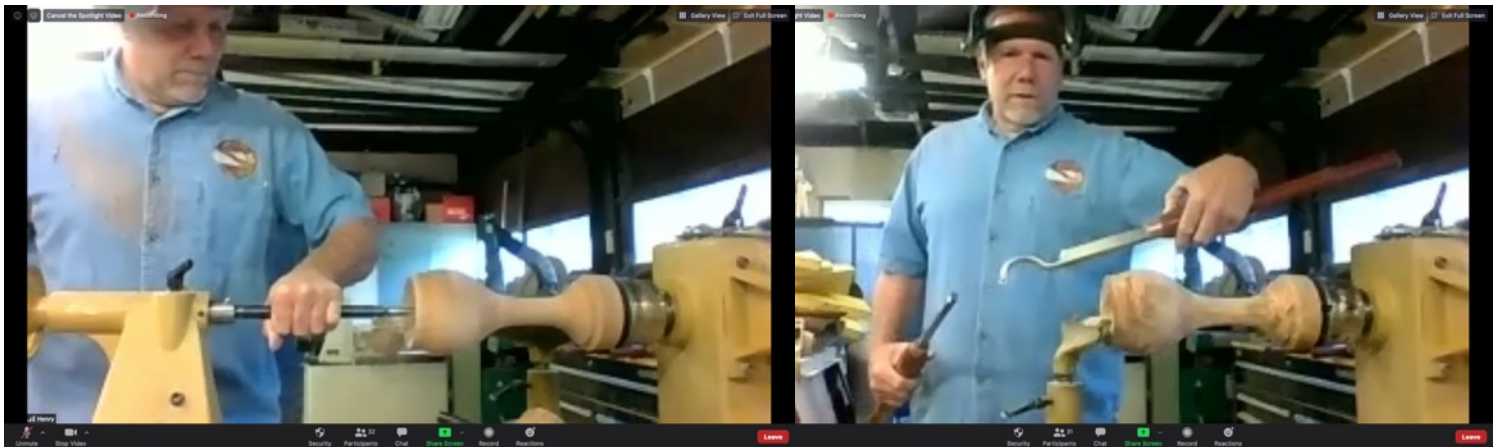
He then reversed the vase and removed the other tenon. He used another forstner bit to hollow all the way through, intersecting with the first tenon. Using "very light cuts", Henry finished the outside, refining the shape. (BTW, that's a bamboo extension Henry made.)

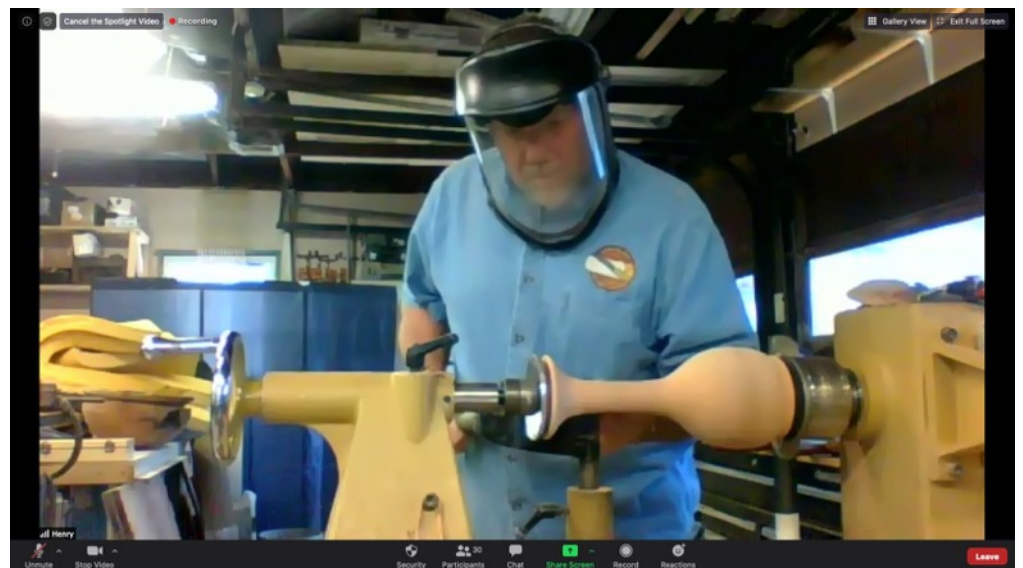


Reversing the goblet to remove the plug off lathe using a hand held “Dremel” style tool.













Thank You Henry