




Long Island Woodturner's Association



OCTOBER 4, 2013

VOLUME 24, NUMBER 9

CLUB CALENDAR

Our next meeting will be on October 19th at 9AM. The demonstrator will be Mark Sfirri, who specializes in offset turning. The cost for this meeting will be \$30 and will include lunch.

Mark will also be leading workshops on Oct. 17 & 18 at John Kowalchuk's shop. The cost will be \$150 for a full day and will be limited to 5 turners each day.

CLUB MEETINGS

Long Island Wood turners Association, Inc. is a member of the American Association of Wood turners. We usually meet on the 3rd Saturday of each month at 9AM at the BOCES, Wilson Tech Campus in Dix Hills. Please check our calendar for 2013 meeting dates.

Directions- LIE to exit 51 (Deer Park Avenue). Go east one block on the service road to Westminster Ave.. Turn right and proceed to the BOCES entrance. Turn left and proceed to Bldg "D".

OUR MEETINGS

Our meetings consist of a brief business meeting followed by a "Show & Tell" of member's recent work and a demonstration by members or guest turners. All of our activities promote woodturning and opportunities for members to improve their skills. A wood and/or tool raffle is held at each meeting. A free video and text library is available for member's use. Workshops are also held at member's shops. See the Club Calendar for dates and times.

Our club website is www.liwoodturners.org . It is maintained by Marty Mandelbaum whose e-mail address is [martymande@gmail](mailto:martymande@gmail.com)

2013 CLUB OFFICERS

President - Steve Fulgoni
631-421-8664

Vice-President - John
Kowalchuk
631-234-1999

Secretary - Les Hoffman
516-889-0843

Treasurer - Joe DeMaio
516-766-5189

Program Chairmen -
Joel Rakower
631-462-1186
Pete Richichi
631-218-2481

Librarian - Richard Barth
631-667-6430

Webmaster - Marty
Mandelbaum
631-331-3607

Newsletter Editor -
Brian Roth
602-663-1523
pmbroth.ny@gmail.com

Table of Contents

- 2 – General Business
- 2 – Meeting Schedule
- 3 – Demonstration
- 7 – Chapter Challenge
- 10 – Fund Raiser

General Business

Our treasurer's report indicated a balance of \$1,435.26. Suggestions were made to raise the dues to \$40 per year. Also, it was suggested that members donate blanks for the raffles or that the club buy wood and sell blanks. Another suggestion was to increase the charge for coffee and donuts.

Steve spoke about the passing of Bob Brady and his wife's heart attack. A large spray of flowers was donated by the club and some members. Bob's usual spot in front of the lathe was conspicuously empty for this meeting.

The LI Woodworkers show is at Old Bethpage on November 9-10. There will be a \$10 fee for parking but no admission charge for demonstrators. Paul MacMenamin will organize the demonstrations. Bob Urso will be selling woodturning supplies. Also present will be Woodmiser, Bush Oil and Lakeshore Wood Supply.

Pam donated a Wolverine sharpening set up to the club.

Barry will continue to coordinate the Mentor Program. New members can hook up with members in their area.

Our library has great professional videos to loan with a \$10 deposit. These are far superior to most of the videos on U-tube.

Meeting Schedule

Here are the dates of our upcoming meetings:

October 19 – Mark Sfirri - \$30.00

November 16

December 14

January 11

February 8

DEMONSTRATION "Back to Basics" by John Kowalchuk




John talked about mounting a piece using face plates and heavy sheet metal screws. He suggests Spax #12s in various lengths. Other methods include 2-prong spur drives to help with grain orientation, 4-prong drives, Steb-centers, Elio drives and Safety drives.





Tool rests should be filed flat or use Robust toll rests with hardened steel bars. Set the rest and hand turn the blank to be sure it doesn't touch. The rest should be set so that the gouge's flute will be on center. Light cuts should be taken with the tool handle tucked into one body. Rub the bevel and move the tool with your body, not your arms.





The bowl gouge can be used as a scraper to create a tenon or to flatten the bottom of a bowl.

When creating a tenon for your 4-jaw chuck, the size of the tenon and its depth are both critical. Mount the piece on the chuck and use the tail stock as long as possible.


Roughing out is a good time to practice your cuts. Turn from the smaller to the larger diameter to get the best cuts and shear scrape to minimize sanding.



After shaping the outside of the bowl, John turned it around and hollowed it with a gouge. He suggested drilling out the core to make it easier. John hollowed from the larger diameter to the center and first cut a set of starting ridges to keep the gouge from skating.



He uses a 75-80 degree gouge to do the bottom of the bowl.
When using a scraper, round off the bottom edge of the tool shank so it slides easily on the rest. Use the tool pointed down, (raise the tool rest), and scrape with the burr on the end of the bevel.



The Chapter Challenge for this month is to turn any NON-WOOD material

October Chapter Challenge

The challenge for next month is to turn something out of a material other than wood. You may include wood in the turning, but it cannot be the predominant material.

For those of you who were at the September meeting and picked up a piece of Corian that Lenny brought in, you can start with that. If you weren't there or would like more Corian, try visiting a kitchen cabinet shop and see if they have any scraps. Pieces of Corian can be glued together with either CA glue or epoxy to make a larger blank.

Acrylic pen blanks are another material that can be used, and you don't have to make a pen.

You can also turn soft metals with ordinary woodturning tools. Applying wax or oil makes it easier to cut the metal. Wax is less messy than oil. Be careful of the metal shavings as they can be sharp.

Another possibility is to turn soapstone or bone. With either of these, make sure to use good dust protection.

You can also try gluing up cardstock or other material to make a turning blank.

I hope people also come in with materials that I haven't thought about, so use your imagination and creativity.

If anybody has suggestions for the monthly challenge, either give them to me at the meeting or e-mail them to me at rostmartin@hotmail.com

Thank you
Martin







FRIENDSOFDRMIKEK.COM

FUNDRAISER FOR OUR FRIEND DR. MIKE KIRSHBAUM

Mike has been diagnosed with Stomach/Esophageal Cancer.

We are raising funds to help pay his medical expenses.

Any and all donations are greatly appreciated.

FRIDAY, NOVEMBER 1st

at the

West Islip Fire House

309 Union Blvd., West Islip

8-10pm

Buffet, Beer, Wine & Soda

\$30. Donation

Includes admission & raffle ticket

Door Prize: Basket of Cheer

Hosted by the Gallagher & Walsh Families

To donate or additional information please visit:

FriendsOfDrMikeK.com

or call (631)587-3250

Make checks payable to Dr. Mike Kirshbaum and mail to:

18 Pace Court or P.O. Box 750
West Islip, NY 11795 Great River, NY 11739